

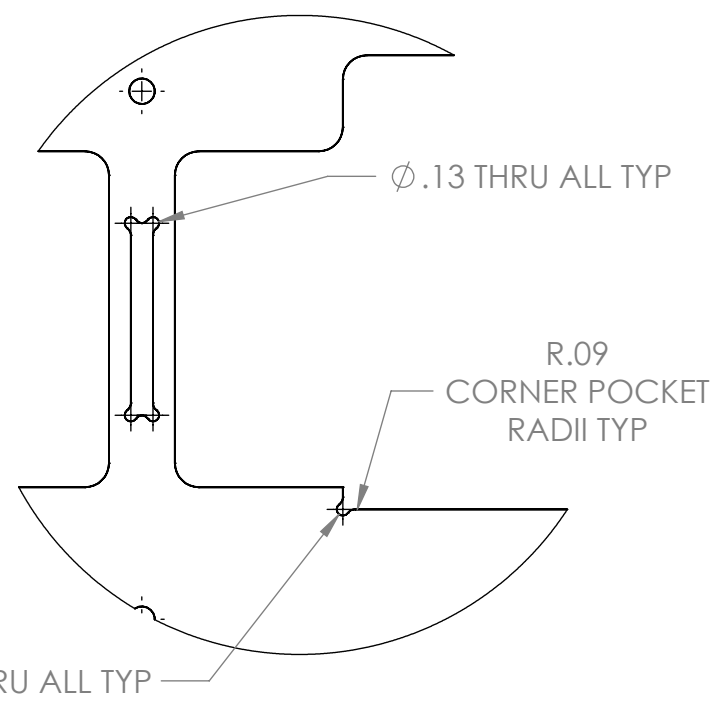
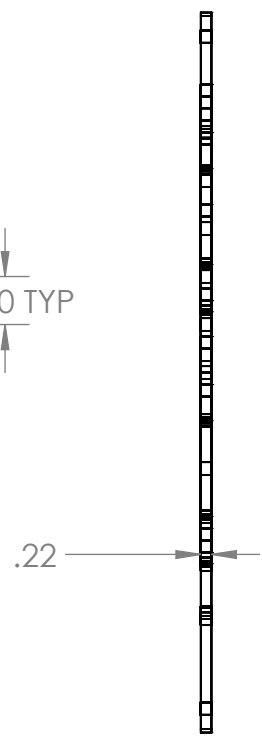
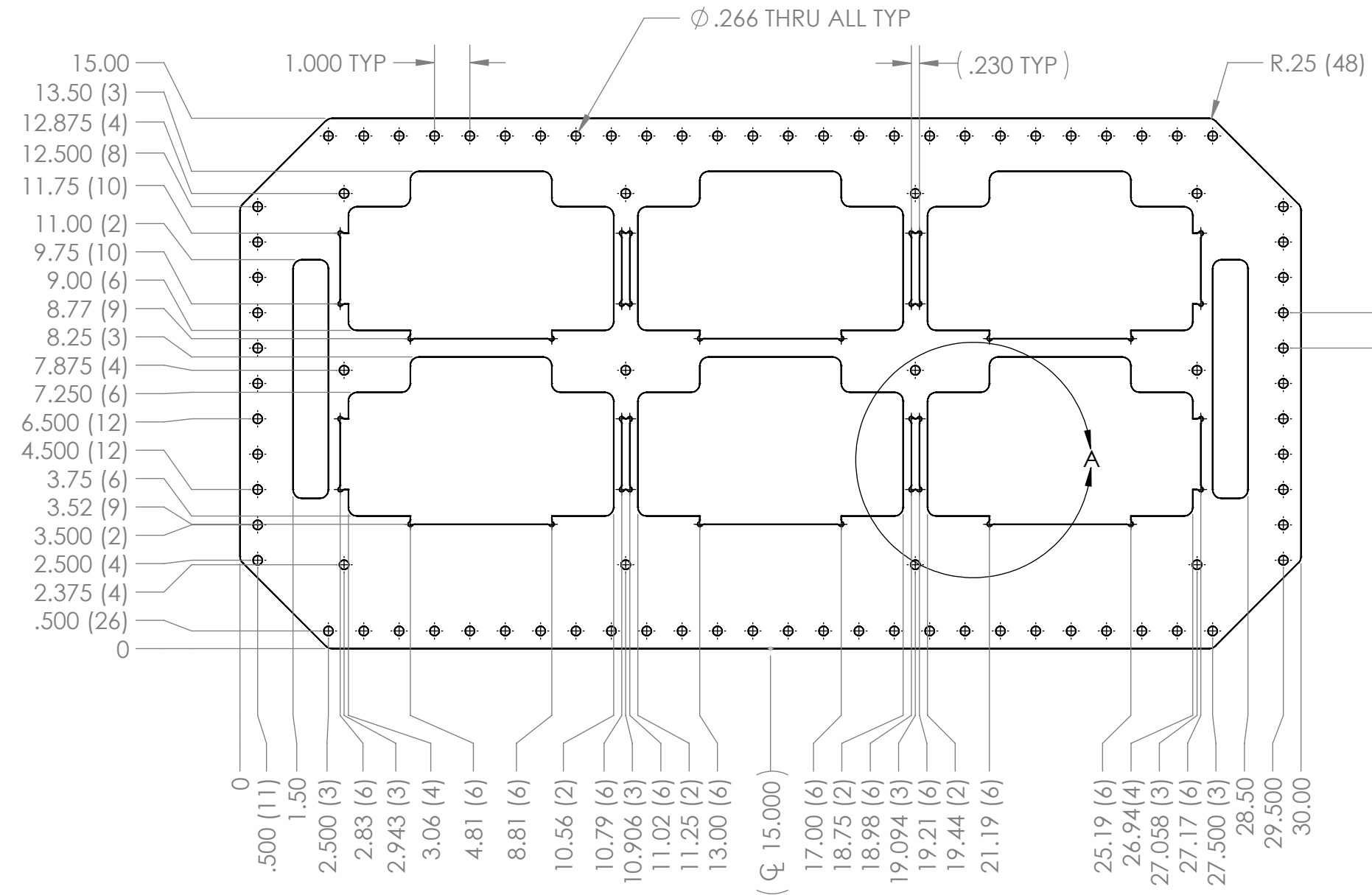
4

3

2

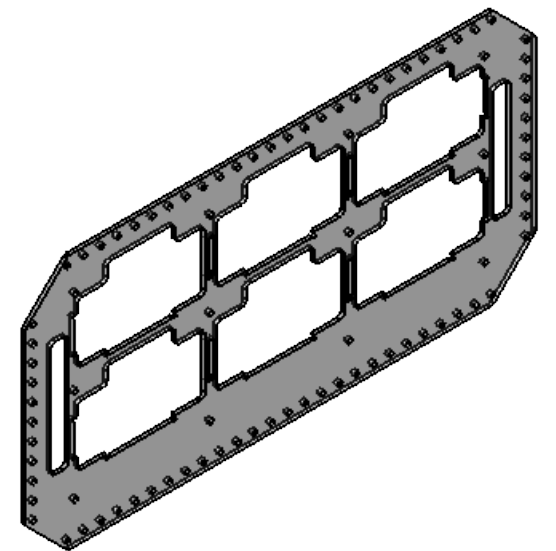
1

| REVISION HISTORY | | | |
|------------------|----------------|----------|----------|
| REV. | DESCRIPTION | DATE | DRAWN BY |
| 1 | ORIGINAL PRINT | 9/4/2025 | P.YEUNG |



DETAIL A
SCALE 1 : 2

*** SEE CAD FOR ADDITIONAL TOOLPATH INFO***



| | | | | | | |
|---------------------------------|----------------------|-------------------------------------|------------|-----------------|-------------------|-----|
| UNLESS OTHERWISE SPECIFIED: | | COMMENTS: | | | | |
| DIMENSIONS ARE IN INCHES | | DUAL DIMENSIONS ARE IN MILLIMETERS. | | | | |
| TOLERANCES: | | BREAK ALL SHARP EDGES. | | SIZE | | |
| FRACTIONAL | ±1/16 | | | B | DWG. NO. | REV |
| ANGULAR: MACH | ±1° | | | | am-5676_faceplate | 1 |
| ANGULAR: BEND | ±5° | | | SCALE: 1:4 | | |
| ONE PLACE DECIMAL | ±0.1 | | | SHEET 1 OF 1 | | |
| TWO PLACE DECIMAL | ±0.01 | | | | | |
| THREE PLACE DECIMAL | ±0.005 | | | | | |
| FOUR PLACE DECIMAL | ±0.0005 | | | | | |
| MATERIAL | CLEAR PC rm-0031a | CHECKED | NAME NM | DATE 9/23/25 | | |
| FINISH | DEBURRED | ENG APPR. | | | | |
| DO NOT SCALE DRAWING | | MFG APPR. | | | | |
| | | Q.A. | | | | |

4

3

2

1